

Total Shoulder Replacement

equinox[®]
PLATFORM SHOULDER SYSTEM

GET BACK
TO WHAT
YOU LOVE


exactech

Find out why the Exactech
shoulder may be right for you.



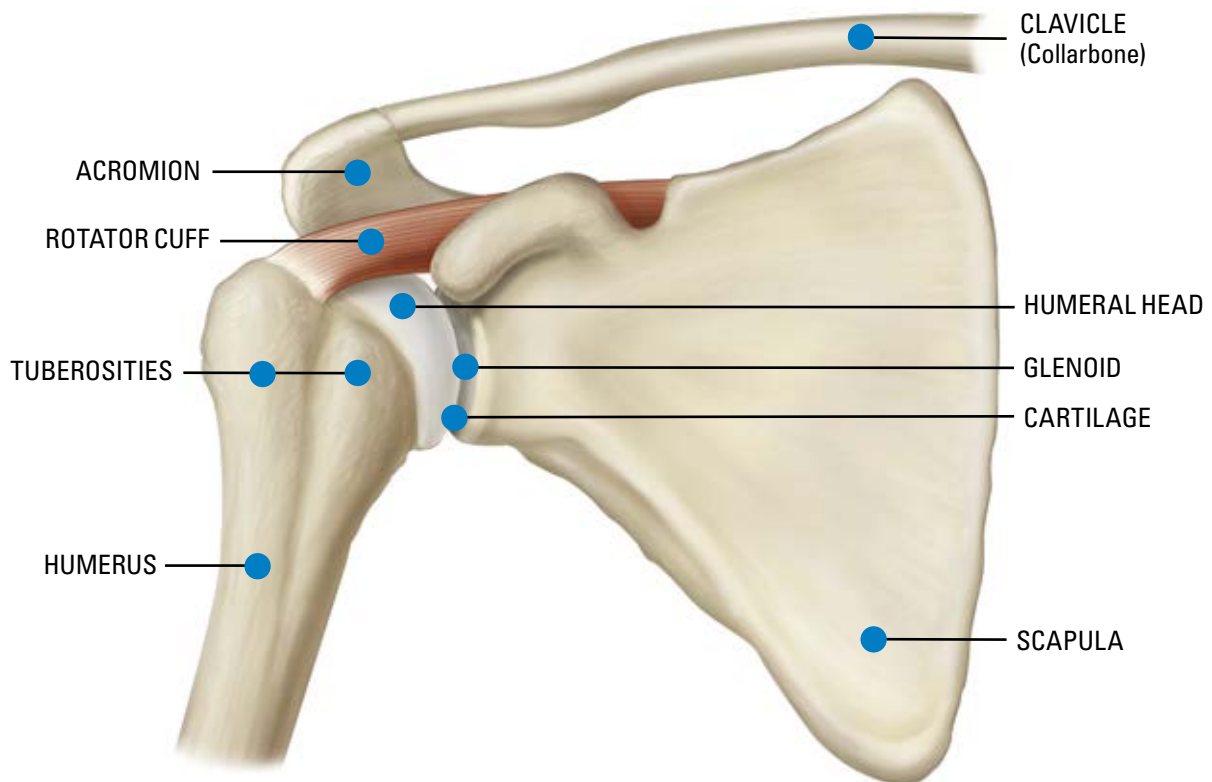
HOW DOES YOUR SHOULDER WORK?

The shoulder joint is comprised of three main bones: the collarbone (clavicle), the shoulder blade (scapula) and the upper arm bone (humerus). The glenoid (part of the scapula) and humeral head (part of the humerus) are normally the parts of the shoulder that have to be replaced because they rub together when you move your arm. In a healthy shoulder, these portions of bone are covered with cartilage, which allows for painless motion—lifting, pushing and pulling. But arthritis can damage this protective cartilage, which makes these motions painful.

Arthritis is one of the most common conditions that causes wear and tear to your joint cartilage and develops after years of constant motion and pressure on the joints. If non-surgical treatment options such as medication, physical therapy or lifestyle changes fail to provide relief, your surgeon may recommend shoulder replacement surgery.

THE SHOULDER IS THE MOST MOBILE JOINT IN THE BODY.

The shoulder joint is similar to a ball-and-socket joint but more closely resembles a golf ball on a tee. The rotator cuff provides the stability – keeping the golf ball on the tee.



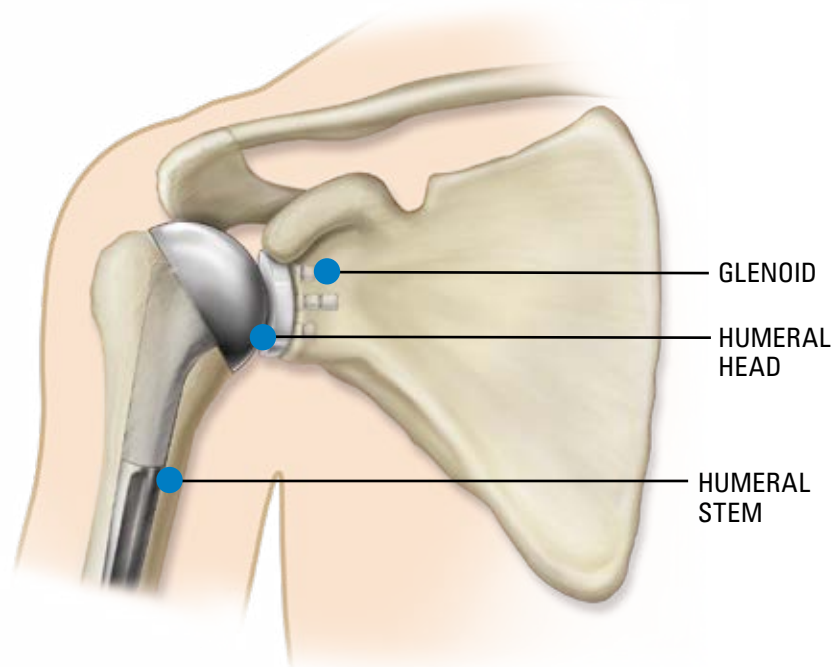
WHAT IS TOTAL SHOULDER REPLACEMENT?

Anatomic Shoulder Replacement

Shoulder replacement surgery replaces the damaged part of your shoulder to recreate the natural contours of the bones in a healthy shoulder.

Sometimes, only the ball is replaced (hemiarthroplasty), while other times, both the ball and socket are replaced (total shoulder arthroplasty). The ball is metal and the socket is plastic.

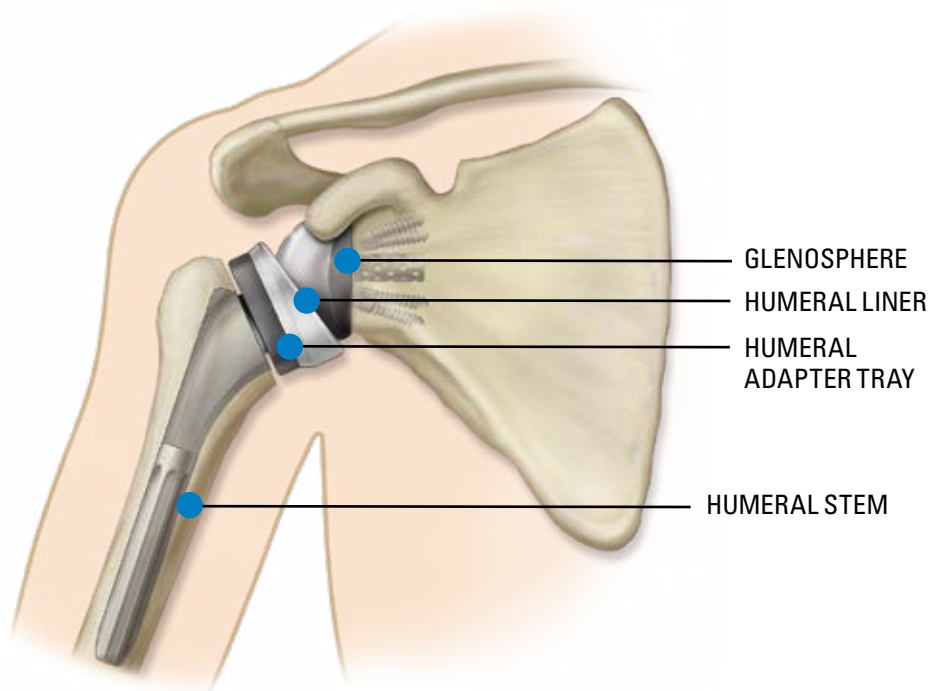
During surgery, an incision is made in the front of the shoulder. Once your surgeon exposes your shoulder joint, the surgeon will remove the damaged bone and cartilage. The head of the humerus is then removed and a metal stem is placed into the humeral canal. This provides a stabilizing anchor for the head.



Reverse Shoulder Replacement

If you have a massive, irreparable rotator cuff tear and arthritis, your surgeon may opt to perform a reverse shoulder replacement.

The rotator cuff is a group of muscles and tendons that surround the shoulder in order to keep the humerus centered while performing shoulder-related tasks such as lifting the arm. When the rotator cuff tears, the muscles lose their ability to keep the humerus centered on the glenoid, causing your humerus to move upward and out of the socket. This instability, combined with arthritis or a previous shoulder injury, can cause severe pain and loss of function.



In this procedure, the anatomy of the shoulder is reversed by attaching a metal ball (glenosphere) to the glenoid and the plastic socket (humeral liner) to the upper humerus. A reverse shoulder replacement empowers your deltoid to become the main functioning muscle in the absence of a healthy rotator cuff.



The Equinoxe Shoulder System was designed with a goal of reducing your pain and increasing mobility so you can get back to enjoying daily activities.

THE EXACTECH **SHOULDER SYSTEM**

It is widely recognized that quality design and materials contribute to longevity and function when it comes to total joint implants.

With hundreds of peer-reviewed published studies, the Equinoxe Shoulder is one of the world's most researched and analyzed shoulder systems.

The platform system allows conversion of a primary or fracture shoulder replacement to a reverse without the need to remove the already well-fixed stem. The high-quality implants are designed to:

- Help match each individual patient's bone structure
- Preserve a patient's natural anatomy
- Work in a variety of procedures
- Address unique clinical challenges

FROM STRAIGHTFORWARD TO CHALLENGING PROCEDURES AND EVERYTHING IN BETWEEN.

Our surgeon partners and engineers have together designed hundreds of clinical solutions that help you get back to what you love.




HUMERAL RECONSTRUCTION PROSTHESIS

The first-to-market biomechanically designed humeral reconstruction system provides a unique and stable solution for complex and challenging cases with humeral bone loss.



FRACTURE SYSTEM

The fracture stem is designed to reconstruct the patient's anatomy in complex fracture cases.



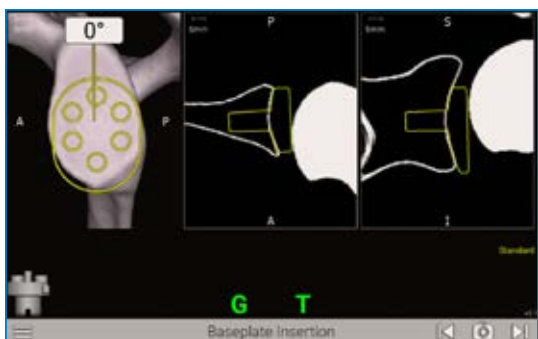
HUMERAL AUGMENTED TRAY

The Humeral Augmented Tray can help to compensate for some of your bone loss by replacing the greater tuberosity, a part of the bone that may be replaced due to disease or fracture.



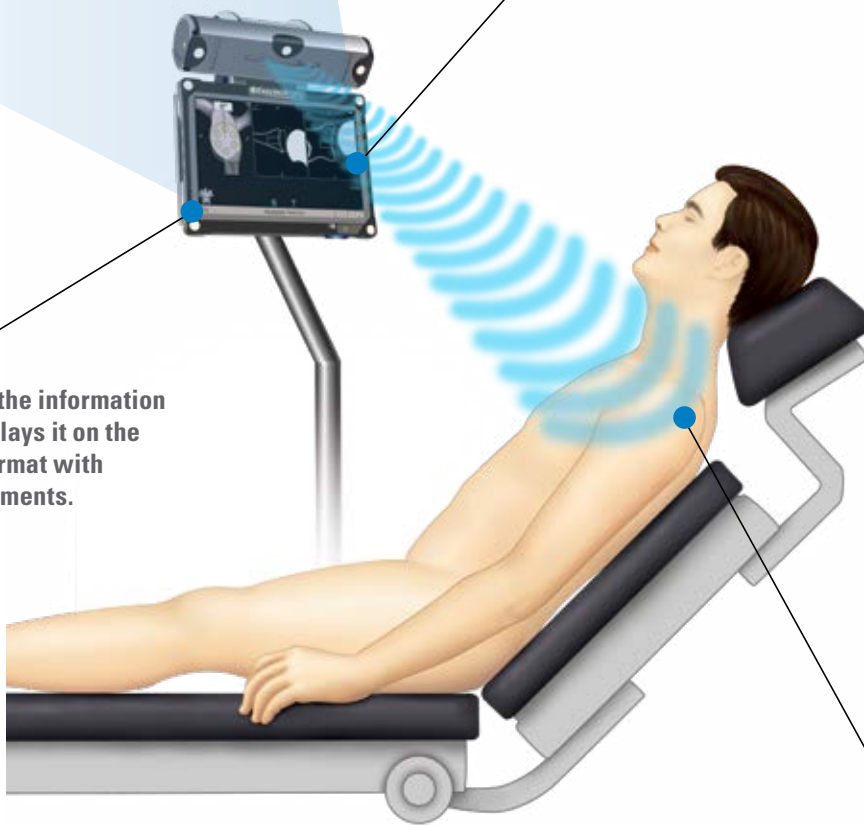
TOTAL SHOULDER REPLACEMENT PERFORMED USING EXACTECHGPS

ExactechGPS® Guided Personalized Surgery is the world's first and only shoulder navigation technology that combines a surgeon's pre-operative plan with intraoperative guidance with a goal of advanced accuracy and precision.



The images on the screen allow the surgeon to verify where to remove bone and appropriately place the implant.

The computer analyzes the information it has gathered and displays it on the screen in a graphical format with calculated key measurements.



With a tracker placed on the patient's bone, the system sends data on the patient's anatomical structure and joint movement to the computer.

PATIENT-SPECIFIC OUTCOME PREDICTOR

Helps surgeons by leveraging data from thousands of cases to predict patient outcomes.

Predict+ assists with patient selection, implant selection and patient experience and satisfaction:

- Objectively quantify the potential risk and benefit
- Share decision making with patients
- Compare anatomic and reverse outcomes
- Align expectations for improved satisfaction



Exactech's new Predict+ is a data-driven, clinical decision support tool that uses machine learning to provide predictions of individual patient outcomes after shoulder replacement surgery.

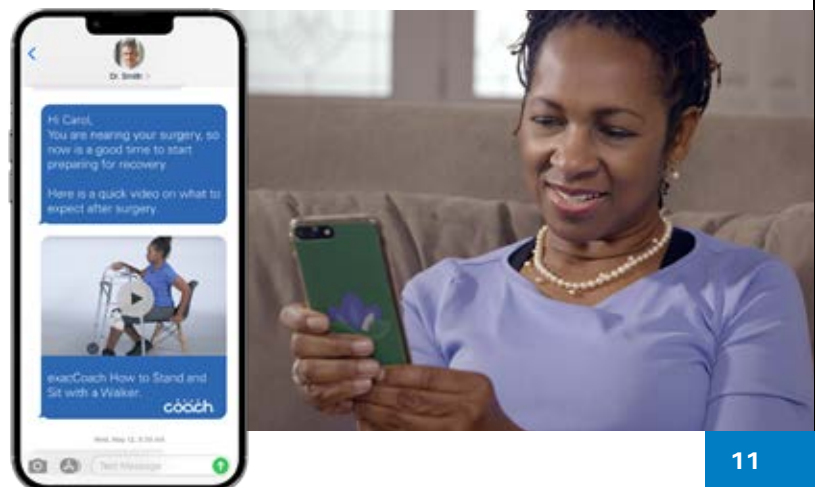
exacCoach EVERY STEP OF THE WAY



Stay connected before surgery and throughout your recovery.

Text messages from your surgical team will include:

- Words of encouragement
- Reminders and helpful tips
- Exercise recommendations and videos



WHY EXACTECH IMPLANTS ARE RIGHT FOR YOU

Your surgeon will consider a wide variety of variables when selecting the shoulder implant that's right for you. Your age, height, weight, lifestyle and your general health are among the most important factors. The Equinox Shoulder System is designed to accommodate these and other variations in anatomy.

This information is for educational purposes only and is not intended to replace the expert guidance of your orthopaedic surgeon. Please direct any questions or concerns you may have to your orthopaedic surgeon.

References

1. **Mollon B., et al.** Impact of scapular notching on clinical outcomes after reverse total shoulder arthroplasty: an analysis of 476 shoulders. *Journal of Shoulder Elbow*. 2017. 26:1253-1261.
2. **Stroud N., et al.** Reverse shoulder glenoid loosening: an evaluation of the initial fixation associated with six different reverse shoulder designs. *Bulletin of the Hospital for Joint Diseases*. 2013. 71 (Suppl 2): S12-7.*
3. **Roche, C. et al.** Biomechanical analysis of 3 commercially available reverse shoulder designs in a normal and medially eroded scapula. *Trans. of the 59th Annual ORS Meeting*. 2013.*
4. **Labrum, J. et al.** Stemless, short and standard humeral stems in total shoulder arthroplasty: is there a difference in intraoperative measures, pain, and outcomes in the short term? *Seminars in Arthroplasty*. 33 (2023) 200-206.

* *In Vitro (bench) test results may not necessarily be indicative of clinical performance*

For more information
www.GetBackToWhatYouLove.com